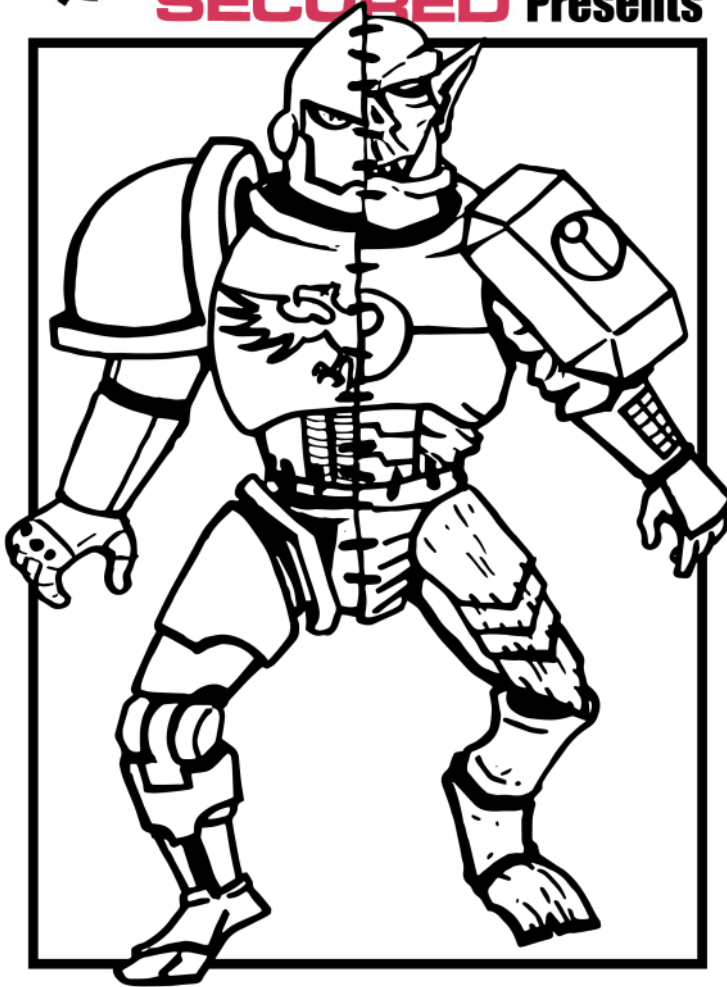


Warhammer 40,000

 **OBJECTIVE**
SECURED Presents



W
A
T
C

An 9th Edition GT 2020, Matched Play Event

Last updated - 23 August 2021 (V3)

On the pages that follow you'll find details of how this Tournament will work. Read them carefully, even if you're a tournament veteran, as there are a number of differences to regular tournament events.

How the Objective Secured Series Works

The 2021 Objective Secured event series is a sequence of events that run during the 2021 calendar year. The series is a mix of events with some fun and quirky events, some doubles and team events as well as the more formal WA Masters event later in the year.

Welcome to the Western Australian Team Challenge!

The 6th annual WATC! This event is a TWO DAY event designed to give the WA (or other states!) 40k community a taste for the team events that have proven so popular both at a national and international level. This is a great steppingstone for preparing for these larger events as well! Teams of 6 will fight it out to take away the trophy for the 6th annual Team Challenge!

Venue and Cost

The WATC is being held on Saturday and Sunday the 11th and 12th of September at the **Kelmscott Hall, 60 River Road, Kelmscott** (see end of this pack for map). Tickets are \$500 per team of 6 which includes a set of pairing cards for each team. Note that tickets are non-refundable but are transferable to a new team if needed.

Tournament Structure

You will participate in a series of games, each against a different opponent. All games are to be played using the Warhammer 40,000 9th edition matched play rules. You will have no more than **Three hours per game**. The first round of the event will be seeded by team while in the following 4 rounds, will be matched using the bracketed match up process. The only exception is that you can never play the same opponent twice. Should this happen a referee will step in and sort things out so that the players face fresh opponents of a suitable standing. By matching the players in this manner, we can be sure that the winner of the tournament will have faced the toughest opposition along the way.

During the game, each player will be given a results scorecard. Once you have finished your game, you must fill in the scorecard in Down Under Pairings. Your results will then be entered into the tournament database.

About this Rules Pack

This pack contains the full tournament rules for this event. All of the rules conventions and references are from UK publications. All competitors should be aware that where any rules interpretation is required, the Referee's decision will be final. If you have any questions about the event, then either e-mail: obsec@optusnet.com.au or post your questions on the event facebook page and we will endeavour to respond as quickly as possible. Please also get in touch with us after the event and tell us what you thought!

Emergency Info

If for some reason you experience last minute complications (such as falling ill or missing a bus) that will result in you being late or unable to come, please call the organizers as soon as you are able. We will do our best to accommodate you but be aware that due to the tight schedule we are running it may not always be possible.

EMERGENCY CONTACT: 0403 268 714

Spectators and Visitors

The event will be open for any spectators to come along and check the event. The day can be tough going however, so we will be respecting this and doing our best to ensure that there are no interruptions for the players from the general public.

Spectators (including players watching other games) must not touch anything on a table where a game is in progress, and are not to distract or offer any advice or rules commentary at all. This includes helping to settle disputes. They must also keep a respectful distance from the table edge to allow the players room to move around. Anyone failing to follow these guidelines will receive a warning, and then will be asked to leave the room if they fail to comply.

Mobile Phones

Pausing during gameplay to answer a call or an SMS can be annoying for your opponent. We request that all mobile phones be put on silent whilst games are in progress where possible.

The Bye

While unlikely, in the event of a Bye round, this will be allocated to the team with the lowest Generalship points (randomly in game 1). They will automatically receive a draw for this round. No team will be asked to have more than 1 Bye Round.

What to Bring?

Remember to bring any gaming material you require to play Warhammer 40,000 including:

- Your painted army!
- This Player Guide
- Rulebooks, codex, datasheets as needed and any relevant FAQ documents – hard copy or digital is permitted (Note that Battlescribe or similar army builders is not a substitute for an official rule book and players are expected to carry the required rules for their army)
- Pens and a notepad/paper
- Dice (Including special ones)
- Templates/tokens/trackers & Tape measure
- Objective Markers

Saturday 11th September 2021

8.15am	Check-in & Briefing
8.30am	Round #1 begins
11.45am	Round #1 ends
30 Minute Break	
12.15pm	Round #2 begins
3.30pm	Round #2 ends
15 Minute Break	
3.45pm	Round #3 begins
7.00pm	Round #3 ends

Sunday 12th September 2021

8.00am	Check-in & Briefing
8.15am	Round #4 begins
11.30am	Round #4 ends
30 Minute Break	
12.00pm	Round #5 begins
3.15pm	Round #5 ends
15 Minute Break	
3.30pm	Awards

Army Roster

Prior to the event you must submit a copy of your army roster for the Organisers to refer to in Down Under Pairings.

Lists must be submitted by Saturday 28th August 2021 11.59pm. You must submit the list using your log in for Down Under Pairings. If you expect to have any problems fulfilling this requirement, make sure you get in touch with the organizers before the due date. Lists will receive a team penalty of 3 points per day per round overdue.

Team rosters will be published Saturday 4th September for all teams to view and make plans for!

When submitting your roster, make sure you include:

- All pages of the roster itself
- Notarised break up of points values AND power level (for use when calculating strategic reserves)
- Codex and detachments in use
- Army Building stratagems (stratagems used when mustering your army or upgrading models like Chapter Master)
- Warlord & Warlord Traits, Psychic Powers, Relics and any other similar abilities must be listed and may not change for the event.

Though the judges will be scrutinizing rosters closely and informing players of any inconsistencies in their lists before the event, **we take no responsibility for any errors that escape our initial notice** – so please make absolutely certain that the roster you hand in is correct and conforms exactly to the army you will be using. Any errors discovered during the tournament will result in the culprit losing all the Generalship score for every game in which that army has been used. The Organiser will then make changes to the list as required to make the list legal for future games – no discussion will be entered into. Double-check your calculations. Make sure that every item of equipment shown on the models in your army has been paid for (remember “what you see is what you get”). If you make a mistake and it is detected during the tournament you will lose points, even if the mistake was an honest one. Please ensure you submit your list as a plain text – **NO ARMY BUILDING SOFTWARE WILL BE ACCEPTED AS AN ARMY LIST.**

Army Selection

No more than 2000 points may be spent on the army. Armies must follow the restrictions on army selection of their own codex with respect to the detachment they are part of. Your warlord must be clearly written down on your roster at the time of submission and may not be changed for the event.

In addition, the following points will apply for armies:

- All Warhammer 40,000 publications from Games Workshop including Black Library, White Dwarf and Forge World may be used (excluding Horus Heresy Publications) provided they are 9th edition rules. This includes all current FAQ documents.
- You may not use data sheets provided in the instructions of a model/unit – only entries within the official codex may be used
- You **MUST** have a copy of any rules you wish to use for your opponent to view.
- Publications must be available at the time of list submission to be included in the above.
- Army lists **MUST** be battle forged. WATC is a Matched Play event and follows all the rules for that play format. This includes a limit of 3 detachments per army and the 'Rule of 3' for units.
- Your warlord must be nominated in your army list and may not be changed for the duration of the event.
- All models must be painted (to battle ready standards) and based miniatures of the appropriate type for the troops they represent. Conversions are allowed however the conversion should clearly represent the model they are converted to be
- Weapons, armour options and upgrades chosen from the army list must be shown on most of the models in a unit. You may use converted miniatures to represent troop types that are not yet available. **Remember WYSIWYG is required.**
- While we would prefer most models used in an army be Games Workshop models, models from other companies that clearly represent entries from the relevant codex may be used if they are the right size and shape with the correct weapons and war gear visible but **must be checked by a Judge first.**
- Any models required for summoning or similar abilities must conform to the above requirements.
- Models are assumed to be used on the most current base sizes available from Games Workshop. You may use models on alternate base sizes if they were supplied with them in a past release or if you have spoken with the organisers.
- **All models not conforming to the restrictions above will be asked by the Judges to be removed from play.**
- Each faction may only be used once per team by a single player – see later in this pack for clarification on which faction keywords constitute individual options
- Once a faction is selected by a player – this faction may be used freely by that player (up to the detachment limit).
- Any unit labelled as Unique may only be used once per team
- Captains will be given 5 days after lists are due to make “**Mandatory Corrections**” to their lists at no penalty. Such Mandatory Corrections will be those that make a list illegal. Changes to these lists start by removing units that make the list illegal. Only points gained from removing models may be used to correct the list. Any previous points unused (for example an army list that was 1995 points) must remain unused. Additions must be made in the following order:
 1. Adding units to the same Battle Field Role and Detachment as the removed units, or adding wargear options to any existing units (not including purchasing dedicated transports).
 2. If the above is not an option, the points may be used to purchase additional troops for the detachment in question.
 3. If the above is still not an option, the points may be used to purchase additional troops for any detachment.
- **ANY FAQ DOCUMENT RELEASED DURING THIS PERIOD WILL BE APPLIED IN FULL with the exception of points changes**
- Any wargear that has a zero (0) cost must be listed on the army lists or the default wargear must be used regardless of WYSIWYG.
- Judges reserve the right to work with team captains – or override entirely - to ensure any errors in lists are worked through to resolve any issues amicably and within the intent of the event.

Please note – the Tournament Organisers reserve the right to make changes as required due to new releases or FAQ changes.

Recommended Reading

The following rules will be used this year and are recommended reading for all competitors:

The most recent Warhammer 40,000 Q&As and rules errata documents, available at:

- <https://www.warhammer-community.com/faqs/>

Scenarios

Later in this pack you will find the 5 missions you will be playing for the event. These missions are all found in the Chapter Approved Grand Tournament Book 2021.

Time Keeping

Teams will have 15 minutes at the start of each round to complete the match up process (detailed later in this pack) which has been included in the round times.

After the match ups are complete - Players will have the remaining round time to complete their games, including setup time. Part of the challenge of the tournament is making tactical decisions under pressure, so games should be played at a reasonably quick pace. Don't wait until it's your turn to consider your next moves!

Please play in a timely manner - If you are concerned with a slow playing opponent – please notify the TO's straight away!

Tables and Terrain

Games are played on a 44'x60' table. Scenery for each battle will have been set up by the referees and may not be moved or changed in any way. See later in the pack for Terrain in depth.

Sportsmanship

Players are to speak in English only and are expected to conduct themselves with proper decorum. As such, should a player be judged to be behaving inappropriately during the event, they will be initially banned from the gaming room for the remainder of the current round and will forfeit their game as a result with the maximum points going to their opponent.

Should a player be asked to leave twice, they will forfeit the remainder of the games, will be asked to not return and will be banned from future Objective Secured events. If you have concerns about a player during or after a game – please notify a referee.

Referees

During each round, the event referees will be doing the rounds so ensure that games are progressing smoothly and will be available should help be needed. Remember though, that your first point of call for any question should be the rulebook, relevant army book, Q&A / errata document, or this pack. If you really need a referee to sort out a rules question, then you are free to call one over, and our referees may intervene if they see an argument brewing. The referee's decision will be final, and no discussion will be entered into during the event.

ARMY SELECTION CLARIFICATION

Players may use reinforcement points, but only for units with a faction keyword listed on your list. The points reserved for this must be clearly shown on the list and include the faction for which they will be used.

Players may use any faction keyword listed below in the construction of their list. However, each faction keyword is unique across the team so no two players can use (or summon) the same faction in their armies. Note that the keywords listed are the only ones able to be used to build a detachment with. Keywords not shown below may not be used as a unifying keyword for a detachment.

The unique factions for the WATC are:

Adeptus Custodes	Adeptus Mechanicus	Adeptus Minsitorum	Astra Militarum
Asuryani	Chaos Daemons	Drukhari	Genestealer Cults
Grey Knights	Harlequins	Necrons	Officio Assassinorum
Orks	Questor Imperialis	Questor Traitoris	Sisters of Silence
T'au	<Hive Fleet>	Ynnari	Thousand Sons
Deathguard	Heretic Astartes	Nurgle/Khorne/Tzeentch/Slaanesh	

<Chapter> this keyword may only be used once per team and includes all supplements including but not limited to (Blood Angels, Dark Angels, Space Wolves, Ultra Marines, Ravenguard, Salamanders, Iron Hands, Deathwatch, Imperial Fists, White Scars, etc) with any successor chapters counting as using the parent <Chapter> for the purpose of keywords.

A single player may make use of the (Nurgle/Khorne/Tzeentch/Slaanesh) option to build detachments for their army.

There are several units – e.g. Inquisitors – who may be added to a detachment without breaking the keywords. In such cases, only a single player per team may include such a faction even though you may not be forming a full detachment of only these models.

Note that the latest Grey Knights, Thousand Sons and limited release Ork codex will all be used for this event. You may not use the older book from 8th edition.

Each player's army list will:

1. List which model will be the warlord and its warlord trait. Additionally, list the psychic powers and 'free' relic being used.
2. Show all necessary info such as the players name, army list, detachments used with associated keywords, command points, unit points, role and power level – required for reserves/reinforcements.
3. Show upgrades to complex units on a model by model basis including wargear points break up.
4. Show any stratagems used at list creation or when mustering your army and show the CP spent (such as the blood angels "death visions of sanguinius" and similar stratagems)
5. Show the selected psychic powers, relics, similar items in the army on units
6. List any reinforcement points and factions (for any type of summoning).

Team Composition and Communication

WATC has a specific format regarding team composition. The team may only consist of the members as shown below.

Required - Captain (1)

The captain has the responsibility to ensure all players are loaded into Down Under Pairings as a team, the players lists are all completed, correct and uploaded on time as well as on the day, complete the match up process before each round and ensure scores are loaded correctly at the end of each round.

The captain should be the voice for the team with them posting queries on the teams behalf and acting as liaison for the team with the organisers as needed. They are also one of the acting players for the team.

Required - Player (5)

The 5 players round out the team with the captain. They should be checking opposing lists during the list submission period and directing errors and issues to the captain for them to post and get resolved. On the day, the players are responsible for loading their results into Down Under Pairings correctly.

Optional – Administrator (0-1)

The administrator is treated as a player that has completed their game as detailed below. They are not allowed to coach, offer suggestions or similar and are only to act as the carrier of information to and from the captain and can load information into down under pairings as needed.

During the Round

Once the teams match ups are all allocated and tables are assigned, players may not and should not be communicating between tables in regard to the outcome of their game or that of anyone else on the team with the exception of the captain. The captain is permitted to move between tables during games to see an update regarding the possible score or win/loss of games but may not offer coaching or suggestions regarding the games progress. The captain is also responsible for making sure the team completes the games on time and that each of their players is aware of the time remaining. If a player has finished their game but the other games are ongoing – including the captains game – one player from the team who has completed their game may liaise with the team and captain in the captain's capacity to keep the captain informed as to the teams progress. Again, no coaching or on table suggestions are permitted. The players may only provide a rough score, a win/loss prediction, a turn number and similar basic information.

WINNING the Western Australian Team Challenge

The winner of WATC 2021 will be the team who wins all 5 of their rounds as a team. Match Points will be used as the first count back for each bracket in the event of a tied win/loss/draw ratio between teams.

GENERALSHIP

(0-10 match points, 0-600 BP and 0-2700 VP per team)

The procedure for working out the Tournament points for Generalship is quite simple. We expect you (the players) to work out the points for each battle and record them on your Tournament scorecard (which will be provided via Down Under Pairings) each round.

Work out your mission points as per the mission objectives, remembering to include any scenario specific bonuses to give each player a score out of 90.

This score will be then be compared to your opponents via the differential scoring process below.

VP Difference	Game Points Player A	Game Points Player B
0-5	10	10
6-10	11	9
11-15	12	8
16-20	13	7
21-25	14	6
25-30	15	5
31-35	16	4
36-40	17	3
41-45	18	2
46-50	19	1
50+	20	0

To win the round, a team must score at least 66 battle points in the pairing.

The winning team for the round will score 2 Match points. The losing team will score 0 match points. A draw will award both teams 1 match point.

In the event of teams being tied on equal match points at the end of the event, count backs will be completed on the teams total battle points and then victory points.

Player pairing system

Captains dice off with the highest roll being the winner, the winner is Captain A and the loser is Captain B.

Step 1: 1st and 2nd Match Up

1. Captain A and Captain B simultaneously put forward 1 of their armies.
2. Captain A and Captain B simultaneously put forward 2 of their remaining armies to be potential opponents.
3. Captain A and Captain B pick which of the 2 potential opponent lists will play their army.

(The 1st and 2nd match up)

4. Captain A picks the table for their player, then Captain B picks the table for their player.
5. The 2 potential opponent lists not selected are returned to the Captains' Pool.

Step 2: 3rd, 4th, 5th and 6th Match Up

1. Captain A and Captain B simultaneously put forward 1 of their armies.
2. Captain A and Captain B simultaneously put forward 2 of their remaining armies to be potential opponents.
3. Each team should now only have 1 remaining army unoffered.
4. Captain A and Captain B pick which of the 2 potential opponent lists will play their army.
(3rd and 4th match up). The list not selected remains on the table.
5. Captain B picks the table for their player, then Captain A picks the table for their player.
6. The lists not selected then MUST match with the opponent's army still in hand (the 5th and 6th match ups.)
7. Captain A pick the table for their player, then Captain B gets the last remaining table.

A video of this process can be found on the Objective Secured YouTube Channel -

<https://www.youtube.com/watch?v=Knq5f2CagF0&t=241s>

Mission Pack

The following missions are all found in the Grand Tournament 2021 book. The mission will be played as shown in the book including objective placement and deployment type. In the event an objective ends on a piece of terrain, players should move the terrain piece the minimum distance – and with mutual agreement – to ensure the centre of the objective is not on or within the terrain.

DAY 1

Round 1 – Over Run (Dawn of War)

Round 2 – Battle Lines (Hammer and Anvil)

Round 3 – Sweep and Clear (Corners)

Day 2

Round 4 – Retrieval Mission (Hammer and Anvil)

Round 5 – Vital Intelligence (Diagonals)

You may select any of the secondary objectives found in the Grand Tournament 2021 book for these missions following the usual rules. Select 3 before the game starts (before rolling for attacker defender) You may only select 1 from each category.

You may elect to use the mission specific secondary objective in place of one of your choices from this list for each mission.

Players may select faction specific secondaries for games. You may only select a single faction specific secondary per game regardless of how many you may access according to the keywords and codex.

Any player who selects 2 objectives from the same category (which is against the core rules) or more than 1 faction secondary will have both scores reduced to zero as a penalty.

You may score a maximum of 45 points in the primary objective category, a maximum of 45 points in the secondary objective category. A maximum total score of 90 points per game.

Terrain and Terrain Traits

WATC 2021 will be doing our best to offer a wide range of tables for each round. The goal will be to provide 2 light, 2 medium and 2 heavy density terrain boards per table grouping. These will not be a mirror round to round for this year however we will be doing our best to make it as even and balanced as possible per table grouping.

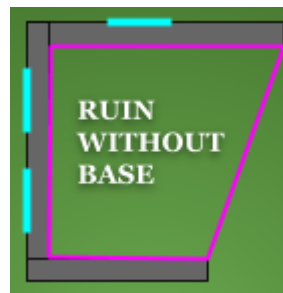
Common Terrain

- Ruins – area terrain, scalable/breachable/light cover/defensible/obscuring
- Floor grates/Craters – area terrain, light cover/difficult ground
- Shipping/Armoured containers – Obstacle, Light cover/Scalable/exposed
- Woods/forest/deathworld – area terrain, dense/breachable/defensible/difficult

Where a piece of terrain is unclear, please seek out an organiser to clarify how the terrain piece should be played. We will be endeavouring to include documentation on tables with especially strange or unusual pieces, but these can (and likely will!) go missing over the weekend.

Ruins

In 9th edition, we must determine the footprint of the area terrain. Simply draw an imaginary line between the 2 open ends of the terrain walls to determine the footprint. In the below example (where the grey is walls, the blue is windows) – the footprint of the building is shown in purple. **This means touching the outside of the walls will NOT mean you are on or within the ruins.**



Time Management and Slow play

Slow play is a serious issue, as such it is expected that ALL games conclude their full complement of 5 turns within the allotted time. For this reason, the use of chess clocks is encouraged at this event, however it is important to note that only chess clocks that count down to zero may be used.

Should your opponent decline to use the chess clock, we would encourage you to use the clock and swap time between players as usual to better aid the organisers in establishing any issues of time management.

When using a chess clock, each player is allocated equally half the round time (Based on the master clock shown at the TD table at the start of the round) - usually 1.22 or 1.30hrs per player. When deploying their armies, it is expected that players each take their respective turns to place units and models during their own time allocation. It is NOT acceptable for a player to deploy models and units on their opponent's time when using a chess clock.

Should players agree to use a clock, both players will be limited by that clock. Should one player 'clock out' (have no time remaining) then they may not perform any voluntary actions, use stratagems at all or any similar abilities that are made by choice. Their opponent may continue to play the game with only saves and morale being made by the clocked out player. Models may not attack under any circumstance should a player clock out.

It is every player's responsibility to be able to play their army within the allotted time. If you are playing with an especially large army or using an army that takes longer than usual to play, it is your responsibility to practice being able to play a full game within the allotted time frame. Conversely, if you are facing an army you are unfamiliar with or an impressively large enemy force you must be able to make decisions in a timely manner.

Penalties will be applied at the discretion of the organisers if they feel time and or clocks are not managed properly, if players try to abuse time management, or if a game does not complete the mandatory 5 turns. Note that the round clock managed by the organisers takes precedent over the chess clock at any gaming table. Once the 15 minute warning is issued, no further turns may be completed and players should wrap up the present play as quickly as possible. You may not 'talk out' or score any additional rounds after this warning.

Individual Player Penalties

We employ a 3-warning system for managing player behaviour and conduct. If a player is deemed by the organisers to have broken any of the following rules (or time management issues) they will be immediately subject to one of the following penalties. The application of a particular penalty is dependent upon the nature of the infraction and how many times previously the player in question has broken the rules.

Warning List

1st OFFICIAL WARNING: No penalty to their individual score

2nd OFFICIAL WARNING: -45pts to their individual score for that game

3rd OFFICIAL WARNING: -90pts to their individual score for that game.

Any further warnings will see an immediate expulsion from the event. Warnings are cumulative across the whole event.

Take note that the organisers main concern is always that games are completed naturally within the round time allocated. This of course depends on the transgression but normally the focus should always lie on games to be played even if certain penalties will apply.

A list of offenses follows below:

Agreeing a Result

It has come to our attention that some games were not played to competition at prior events but that certain players simply 'agreed' on the final score without the game being completed. This is unacceptable and may have unfairly affected final positioning of other players. To ensure the integrity of the tournament, any player(s) that are caught doing this will automatically receive an official warning for the round in question. Players should complete the round following the core rules (ie you must complete any compulsory actions) and should the 15 minute warning be issued, no further battle rounds may be scored.

Dice-, Movement- or Rules-Cheating

Any instances of the following, or anything else within similar confines, that is witnessed by a referee and/or an impartial bystander (i.e. a person not associated in any way with either player) and deemed as deliberate cheating will result in an immediate penalty:

Rules cheating - forgetting core rules for your OWN army and models will all result in an instant official warning.

Movement cheating - moving too far, pushing models outside of their regular movement allowance will result in an instant official warning.

Dice cheating - loaded dice, incorrectly counting the number of passed or failed rolls, changing the value of dice rolled will immediately incur an official warning.

A note on dice etiquette: in regards to dice policy and "cocked dice", "dice that land on top of each other" or in terrain and such, note that the following applies: dice rolls will only count when the bottom of the dice surface is entirely touching the table or game-mat surface and is flat. Re-roll cocked or stacked dice when the event occurs, and re-roll any dice that land in terrain or on anything other than the flat table (mat) surface. The use of dice-trays is authorised. When using GW faction dice, or any batch of custom dice, players need to ENSURE their dice pips (essentially the number on the dice) can EASILY be distinguished from across the table by their opponent. We encourage players to bring generic dice for speed and ease of play as a back up to any faction/fancy dice.

The use of dice rolling apps is a contentious issue with many players having issue with how the results may be generated and the perceived implications of random number generators and how they operate within the confines of any given app. After speaking with a number of international event organisers around the use of various apps as well as the developers of several app options, we have decided that the use of Dice Apps will not be allowed. This decision will be reviewed as more information becomes available to us on various apps for future events.

Poor Sportsmanship or Negative/Aggressive Attitude

Any player deemed by a referee to be acting in any manner not in-line with the expectations of friendly but competitive gaming will incur an immediate official warning. As a community we all believe that the game to be played in a friendly but competitive manner. Failure to uphold this belief will be met with immediate reprimand. Please note the players pack may also include additional penalties in this area up to and including immediate ejection from the event.

A few examples to make it clear:

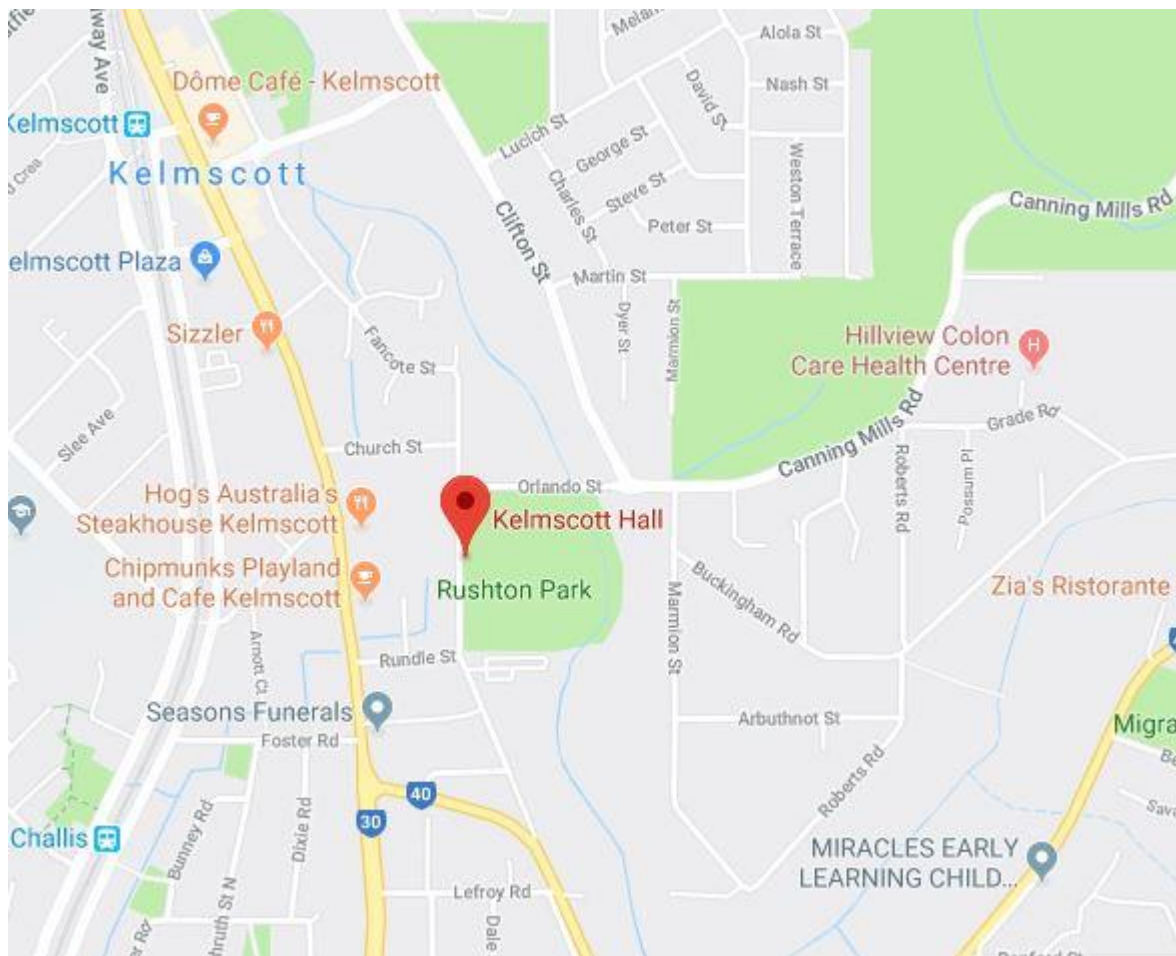
A player forgets to bring in his reserves, and his opponent objects to this when the player remembers later in the turn during any given phase. It is BOTH players' responsibility to ensure mandatory things that happen in the game take place. It is customary to ask your opponent at the end of his movement phase if he is sure he does not want to bring any reserves on before moving on to the next phase – using 'gotcha' tactics is not acceptable.

A player forgets to announce he will use a certain rule, ability, stratagem, or war gear at the start of the turn or phase and remembers later in the turn or phase. It is OK as an opponent to disallow the use of said rule or item, but let it be known that we strongly discourage such behaviour and encourage players to work together rather than against each other.

ORGANISERS DISCRETION

We, the organisers, reserve the right to make amendments and appropriate decisions when we deem necessary. All decisions will be final, and no discussion will be entered into during the event. Any further argument may result in additional penalties.

Venue Location



Minimum Painting Standard – Battle Ready Example



What is Battle Ready?

If a model is Battle Ready, it means it's ready to game with. Battle Ready models have their main areas coloured and a simple finish on their bases. This finish can be achieved quickly and easily by all hobbyists using contrast paints or simple base colours with minimal finishing. You can find the full explanation of the Battle Ready Standard here - <https://www.warhammer-community.com/2019/05/21/introducing-battle-readygw-homepage-post-1fw-homepage-post-1/>