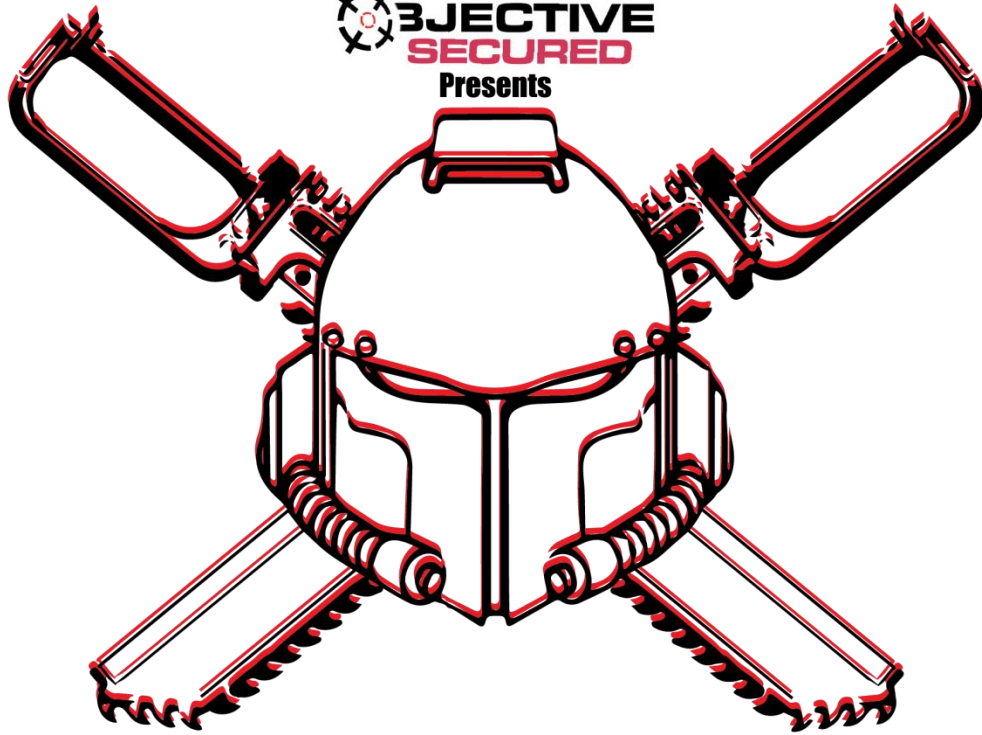


 **OBJECTIVE  
SECURED**  
Presents



# WA MASTERS

**A Two Day Tournament for 9<sup>th</sup> Edition Organised Play,  
Warhammer 40,000 Grand Tournament 2021 Event**

Last updated - 27<sup>th</sup> October 2021 V1

On the pages that follow you'll find details of how this Tournament will work. Read them carefully, even if you're a tournament veteran, as there are a number of differences to regular tournament events.

## **How the Objective Secured Series Works**

The 2021 Objective Secured event series is a sequence of events that run during the 2021 calendar year. The series is a mix of events with some fun and quirky events, some doubles and team events as well as the more formal WA Masters event later in the year.

## **Welcome to our final 40k event – Masters!**

Masters is the final event for the 2021 season, the big one – 2 days and 6\* games! 2000 points will allow everyone to field all their favourite units as well as bringing some of the bigger models we don't usually see. Expect the competition to be fierce and the games to be close!

## **Venue, Cost and Licence**

Masters is being held on Saturday 11<sup>th</sup> and Sunday 12<sup>th</sup> December 2021 at the Kelmscott Hall – 60 River Road in Kelmscott. Tickets are \$85. Note that tickets are non-refundable but are transferable to another player for the same event. This event will be serving alcohol during the weekend and persons under the age of 18 must be accompanied by a parent or legal guardian during their attendance at the event.

## **Tournament Structure**

You will participate in a series of games, each against a different opponent. All games are to be played using the Warhammer 40,000 9<sup>th</sup> edition matched play and GT 2021 rules. The first round of the event will be drawn at random while the following 5 rounds will follow a bracketed match up process to ensure the winner of the event is the only player undefeated! The only exception is that you can never play the same opponent twice. Should this happen, a referee will step in and sort things out so that the players face fresh opponents of a suitable standing.

Immediately after each game, each player will be required to load the results into Down Under Pairings. Once you've finished your game, you must complete the score as soon as possible to confirm the game time and enable us to move on to the next game quickly.

## **About this Rules Pack**

This pack contains the full tournament rules for this event. All of the rules conventions and references are from UK publications. All competitors should be aware that where any rules interpretation is required, the Referee's decision will be final. If you have any questions about the event, then either e-mail: [obsec@optusnet.com.au](mailto:obsec@optusnet.com.au) or post your questions on the event facebook page and we will endeavour to respond as quickly as possible. Please also get in touch with us after the event and tell us what you thought!

## Emergency Info

If for some reason you experience last minute complications (such as falling ill or missing a bus) that will result in you being late or unable to come, please call the organizers as soon as you are able. We will do our best to accommodate you but be aware that due to the tight schedule we are running it may not always be possible.

**EMERGENCY CONTACT: 0403 268 714**

## Spectators and Visitors

The event will be open for any spectators to come along and check the event. The day can be tough going however, so we will be respecting this and doing our best to ensure that there are no interruptions for the players from the general public.

Spectators (including players watching other games) must not touch anything on a table where a game is in progress, and are not to distract or offer any advice or rules commentary at all. This includes helping to settle disputes. They must also keep a respectful distance from the table edge to allow the players room to move around. Anyone failing to follow these guidelines will receive a warning, and then will be asked to leave the room if they fail to comply.

Due to the present restrictions, we will be doing our best to space the tables for maximum social distance. Spectators will be asked to adhere to the 1.5 meter space for tables.

## Mobile Phones

Pausing during gameplay to answer a call or an SMS can be annoying for your opponent. We request that all mobile phones be put on silent whilst games are in progress where possible.

## The Bye

While unlikely, in the event of a Bye round, this will be allocated to the player with the lowest Generalship points (randomly in game 1). They will automatically receive a win of 30 primary, 30 secondary for this round. No player will be asked to have more than 1 Bye Round.

## What to Bring?

Remember to bring any gaming material you require to play Warhammer 40,000 including:

- Your painted army!
- This Player Guide
- Rulebooks, codex, datasheets as needed and any relevant FAQ documents – hard copy or digital is permitted (Note that Battlescribe or similar army builders is not a substitute for an official rule book and players are expected to carry the required rules for their army)
- Pens and a notepad/paper
- Dice (Including special ones)
- Objective Markers, Templates & Tape measure
- Super glue (for emergency repairs)
- Deodorant – the day is long and people get hot!
- Spending money for food and drinks

## Saturday 11<sup>th</sup> December 2021

8.00am	Check-in & Briefing
8.15am – 11.00am	Round 1
10 Minute Break	
11.10pm – 1.55pm	Round 2
30 Minute Break	
2.25pm – 5.10pm	Round 3
10 Minute Break	
5.20pm – 8.05pm	Round 4

## Sunday 12<sup>th</sup> December 2021

7.45am	Check-in & Briefing
8.00am – 11.00am	Round 5
15 Minute Break	
11.15am – 2.15pm	Round 6
30 Minute Break	
2.45pm – 5.45pm	Round 7
6.00pm	Closing ceremony & awards

In the situation of the event having a single undefeated player at the end of round 6, round 7 will not be played and the awards will be issued as if the event had 6 rounds.

## Army Roster

Prior to the event you must submit a copy of your army roster for the Organisers to refer to in Down Under Pairings.

**Lists must be submitted by Wednesday 1<sup>st</sup> December 2021 11.59pm.** You must submit the list using your log in for Down Under Pairings. If you expect to have any problems fulfilling this requirement, make sure you get in touch with the organizers before the due date. **Lists will receive a penalty per day overdue of 5 points per game which will be applied to the end of each game before deciding the winner of a game.**

When submitting your roster, make sure you include:

- All pages of the roster itself
- Notarised break up of points values AND power level (for use when calculating strategic reserves)
- Codex and detachments in use
- Army Building stratagems (stratagems used when mustering your army or upgrading models like Chapter Master)
- Warlord & Warlord Traits, Psychic Powers, Relics and any other similar abilities must be listed and may not change for the event.

Though the judges will be scrutinizing rosters closely and informing players of any inconsistencies in their lists before the event, **we take no responsibility for any errors that escape our initial notice** – so please make absolutely certain that the roster you hand in is correct and conforms exactly to the army you will be using. Any errors discovered during the course of the tournament will result in the player losing all the Generalship score for every game in which that army has been used. The Organiser will then make changes to the list as required to make the list legal for future games – no discussion will be entered into. Double-check your calculations. Make sure that every item of equipment shown on the models in your army has been paid for (remember “what you see is what you get”). If you make a mistake and it is detected during the tournament you will lose points, even if the mistake was an honest one.

Please ensure you submit your list as a plain text – **NO 3<sup>rd</sup> PARTY ARMY BUILDING SOFTWARE WILL BE ACCEPTED AS AN ARMY LIST.** If a list is not submitted correctly you will be asked to resubmit and will incur the late penalty should the resubmit be requested after the final date due. A sample list can be found later in this pack alternatively you may submit lists using the official 40k app though you will still be liable for any errors in the list even if they come from the software itself.

# Army Selection

No more than 2000 points may be spent on the army. Armies must follow the restrictions on army selection of their own codex with respect to the detachment they are part of. Your warlord must be clearly written down on your roster at the time of submission and may not be changed for the event.

In addition, the following points will apply for armies:

- All Warhammer 40,000 publications from Games Workshop including Black Library, White Dwarf and Forge World may be used (excluding Horus Heresy Publications) provided they are 9<sup>th</sup> edition rules. This includes all current FAQ documents.
- You **MUST** have a copy of any rules you wish to use for your opponent to view.
- Publications must be available at the time of list submission to be included in the above.
- Army lists **MUST** be battle forged. Masters is a Matched Play event and follows all the rules for that play format. This includes a limit of 3 detachments per army and the 'Rule of 3' for most units.
- Your warlord must be nominated in your army list and may not be changed for the duration of the event.
- All models must be miniatures of the appropriate type for the troops they represent. Conversions are allowed however the conversion should clearly represent the model they are converted to be
- Weapons, armour options and upgrades chosen from the army list must be shown on most of the models in a unit. You may use converted miniatures to represent troop types that are not yet available. **Remember WYSIWYG is required.**
- While we would prefer most models used in an army be Games Workshop models, models from other companies that clearly represent entries from the relevant codex may be used if they are the right size and shape with the correct weapons and war gear visible but **must be checked by a Judge first.**
- Any models required for summoning or similar abilities must conform to the above requirements.
- Models are assumed to be used on the most current base sizes available from Games Workshop. You may use models on alternate base sizes if they were supplied with them in a past release or if you have spoken with the organisers.
- **All models not conforming to the restrictions above will be asked by the Judges to be removed from play.**
- **Models are required to be painted for this event** – the minimum expected standard is battle ready/base colours – no bare plastic or undercoat only will be permitted.

## Each player's army list will:

1. List which model will be the warlord and its warlord trait. Additionally, list the psychic powers and 'free' relic being used.
2. Show all necessary info such as the players name, army list, detachments used with associated keywords, command points, unit points, role, and power level – required for reserves/reinforcements.
3. Show upgrades to complex units on a model-by-model basis including wargear points break up as necessary.
4. Show any stratagems used at list creation or when mustering your army and show the CP spent (such as additional relics and similar stratagems)
5. Show the selected psychic powers, relics, similar items in the army on units
6. List any reinforcement points and factions (for any type of summoning).

**Please note – the Tournament Organisers reserve the right to make changes as required due to new releases or FAQ changes.**

## Recommended Reading

The following rules will be used this year and are recommended reading for all competitors:

The most recent Warhammer 40,000 Q&As and rules errata documents, available at:

- <https://www.warhammer-community.com/faqs/>

## Scenarios

Later in this pack you will find the 7 missions per day you will be playing for the event. These missions are directly taken from the Grand Tournament 2021 book including all secondary objectives.

The referees will do their best to ensure that all players are matched on 7 different tables during the course of each day though this cannot be guaranteed

## Time Keeping

Players will have 2.45 / 3 hours per round to complete their games, including setup time. Part of the challenge of the tournament is making tactical decisions under pressure, so games should be played at a reasonably quick pace. Don't wait until it's your turn to consider your next moves! If you are concerned with a slow playing opponent – please notify the TO's straight away!

## Scoring

At the end of each game, both players will be required to fill in a scorecard to log the results of the game. This will be completed via Down Under Pairings.

## Tables and Terrain

**Games are played on a 44"x60" table.** Scenery for each battle will have been set up by the referees and may not be moved or changed in any way. Area terrain that is not based will draw a straight line from the ends of wall sections to determine if a unit is within the area of the terrain. See later in the pack for Terrain in depth.

## Referees

During each round, the event referees will be doing the rounds so ensure that games are progressing smoothly and will be available should help be needed. Remember though, that your first point of call for any question should be the rulebook, relevant army book, Q&A / errata document or this pack. If you really need a referee to sort out a rules question, then you are free to call one over, and our referees may intervene if they see an argument brewing. The referee's decision will be final and no discussion will be entered into during the event.

# Winning Masters

At the end of the event, we will work out your overall score by adding your mission scores together with your sports and painting score. The winner of MASTERS 2021 will be the player who scores the highest generalship score and has not received a warning in regard to their sportsmanship. In addition to the winner, we will also give out a number of other awards, which will be announced at the closing ceremony.

## Generalship (0-14 round points, 0-630 Battle Points)

Work out your mission points as per the mission objectives, remembering to include any scenario specific bonuses. Players will be awarded round points based on your win 2/draw 1/loss 0 record. The player who has the highest round points total for all 7 games will be awarded the Generalship award.

In the case of a tie, a countback will be completed to separate the scores in the following order

1. Battle Point Totals
2. Highest Strength of Schedule
3. Highest Sportsmanship Score

**Note that the top table for the final round will guarantee a top 2 finish for both players as Winner and Runner Up respectively. Players competing outside of this final will be ranked as normal.**

## Painting (0-50)

Fully painted armies are awesome to see on the tabletop and we ask that every model is painted (to battle ready standards) and based for this event. The painting score for your army will be completed by judges over the course of the 2 days of play. The score card can be found later in this pack and will award a maximum of 50 points towards your overall score. Note that there is no judge scored painting award – this score will only be added to your overall score for the event. The Painting Award will be determined by player vote. At lunch time on day 2, all players are asked to set up their army for the other players to vote on. When voting, players should consider the painting techniques used, colour selection, basing details and overall army appearance when scoring. The player who receives the most player votes will be awarded the Painting award.

### Using bought or borrowed armies:

It's not uncommon now for players to use armies that include miniatures which they haven't painted themselves. Whilst we would prefer this wasn't the case, you are permitted to do so. However, we do want to ensure that the 'Best Painted' awards go to the players who did paint their armies themselves and for this reason you'll be asked to indicate to the Judges whether you painted the entire army yourself or if someone else helped. Therefore whilst bought or borrowed armies will still allow you to compete for generalship, they will be ineligible for any painting awards.

## **Sportsmanship (0-18)**

This category is included to encourage players to take part in the tournament in the right spirit. Obviously, we deplore rude or unsporting behaviour and we hope that the award available for being a sporting and friendly opponent will discourage players from even thinking of acting in this manner.

At the end of your last game you will have an additional score card to complete – ranking your games. Your favourite game will be awarded 3 points while your second favourite will be awarded 1 point. The player with the most points for Favourite Game will be awarded the Sportsmanship award. In the event of a tie, a countback will be conducted against the player's generalship scores with the highest score receiving the award. Winning while being a sporting player is a true show of sportsmanship!

## **Awards**

During the closing ceremony, we will be presenting 4 major awards, as well as announcing runners up and several minor awards. The major categories are:

**The Champion (Best General)**

**Renaissance Award (Best All Rounder)**

**The Artist (Best Painted)**

**The Noble (Sportsmanship)**

Players will only be eligible for a single award each with priority given to Champion, Renaissance, Sportsmanship & Painting (in that order).

In prior years we have also done some more fun and casual awards like Best Dressed, Most Models, Least Models and more – feel free to celebrate the 2021 season while you attend, and you might get a special award!

## **RESULTS**

Event results will be available to players on the Objective Secured Website and Facebook Page as well as a full listing being uploaded to Objective Secured shortly afterwards with the event coverage. Feel free to share your own awesome pictures with us as well!



<b>Judges Painting Score Card</b>		
<b>Name:</b>		
<b>Paint Application:</b>	<b>Tick applicable option</b>	
Bare minimum (3 colours and based)	<input type="checkbox"/>	0
Table top (more than bare minimum colours with reasonable neatness)	<input type="checkbox"/>	3
Decent (table top standard plus basic shading and/or highlighting)	<input type="checkbox"/>	8
Advanced (detailed, neat, plus nice shading and/or highlighting)	<input type="checkbox"/>	13
Show case (super advanced / competition level)	<input type="checkbox"/>	18
Highest standard consistent across entire army	<input checked="" type="checkbox"/>	+ 2
<b>Max points available in this section = 20</b>		
<b>Model Preparation (Scored from 6 random samples):</b>	<b>Tick applicable option</b>	
Obvious mould lines / flash etc.	<input type="checkbox"/>	0
Prep work evident & no visible defects	<input type="checkbox"/>	+ 5 ea
<b>Max points available in this section = 3</b>		
<b>Army Basing:</b>	<b>Tick applicable option</b>	
Basic (Painted & up to 1 texture on all models)	<input type="checkbox"/>	1
Decent (More than 1 basic texture and/or decent painting)	<input type="checkbox"/>	3
Advanced (Several textures and/or additional features and/or advanced painting)	<input type="checkbox"/>	7
<b>Max points available in this section = 7</b>		
<b>Army (check box selection):</b>	<b>Tick all applicable options</b>	
Cohesive army (painting)	<input type="checkbox"/>	+ up to 3
Cohesive army (basing)	<input type="checkbox"/>	+ up to 3
Unit markings (where appropriate)	<input type="checkbox"/>	+ up to 3
Show case bases on selected models	<input type="checkbox"/>	+ up to 3
Freehand work	<input type="checkbox"/>	+ up to 3
Conversions	<input type="checkbox"/>	+ up to 3
Extra effort on identifiable characters & centrepiece models	<input type="checkbox"/>	+ up to 3
<b>Max points available in this section = 14</b>		
<b>Total:</b>		<b>/44</b>
<b>Hobby Points Received:</b>		<b>/6</b>
<b>Grand Total:</b>		<b>/50</b>

Hobby Points will be awarded for things such as display boards, themed dice/tokens/markers, and any other item in theme with your army that also plays a part in the game itself. Should you choose to dress up or some other non-game related hobby item, points will be awarded on a case-by-case basis – simply having the same colour shirt as your marines won't be enough!

# MASTERS 2021 - Mission Pack

The following missions are all found in the Grand Tournament 2021 book. The mission will be played as shown in the book including objective placement and deployment type. In the event that an objective ends within a piece of terrain, players should move the terrain piece the minimum distance – and with mutual agreement – to ensure the centre of the objective is not on or within the terrain.

## Day 1

Round 1 – Priority Target

Round 2 – Over Run

Round 3 – Surround and Destroy

\*Extra Round 4 as required – Retrieval Mission

## Day 2

Round 1 – Battle Lines

Round 2 – Sweep and Clear

Round 3 – Vital Intelligence

Secondary Selection

You may select any of the secondary objectives found in the Grand Tournament 2021 book for these missions following the usual rules. Select 3 before the game starts (before rolling for attacker defender) You may only select 1 from each category.

You may elect to use the mission specific secondary objective in place of one of your choices from this list for each mission.

Players may select faction specific secondaries for games. You may only select a single faction specific secondary per game regardless of how many you may access according to the keywords and codex.

Any player who selects 2 objectives from the same category (which is against the core rules) or more than 1 faction secondary will have both scores reduced to zero as a penalty. Should a player make an error for all 3 secondaries, all will be reduced to zero.

You may score a maximum of 45 points in the primary objective category, a maximum of 45 points in the secondary objective category. A maximum total score of 90 points per game.

**As this event represents the end of the 2021 season, the top 10 tables for this event will be required to use chess clocks - we strongly advise players to practice with chess clocks if they are available to them and make themselves familiar with the following information regarding their use.**

## Time Management and Slow play

Slow play is a serious issue, as such it is expected that ALL games conclude their full complement of 5 turns within the allotted time. For this reason, the use of chess clocks is encouraged at the Masters 2021, however it is important to note that only chess clocks that count down to zero may be used.

Should your opponent decline to use the chess clock, we would encourage you to use the clock and swap time between players as usual to better aid the organisers in establishing any issues of time management.

When using a chess clock, each player is allocated equally half the round time (Based on the master clock shown at the TD table at the start of the round) - usually 1.22 or 1.30hrs per player. When deploying their armies, it is expected that players each take their respective turns to place units and models during their own time allocation. It is NOT acceptable for a player to deploy models and units on their opponent's time when using a chess clock.

***Should players agree to use a clock, or if players are on one of the top 10 tables, both players will be limited by that clock. Should one player 'clock out' (have no time remaining) then they may not perform any voluntary actions, use stratagems at all or any similar abilities that are made by choice. Their opponent may continue to play the game with only saves and morale being made by the clocked out player. Models may not attack under any circumstance should a player clock out.***

It is every player's responsibility to be able to play their army within the allotted time. If you are playing with an especially large army or using an army that takes longer than usual to play, it is your responsibility to practice being able to play a full game within the allotted time frame. Conversely, if you are facing an army you are unfamiliar with or an impressively large enemy force you must be able to make decisions in a timely manner.

Penalties will be applied at the discretion of the organisers if they feel time and or clocks are not managed properly, if players try to abuse time management, or if a game does not complete the mandatory 5 turns. Note that the round clock managed by the organisers takes precedent over the chess clock at any gaming table. Once the 15 minute warning is issued, no further turns may be completed and players should wrap up the present play as quickly as possible. You may not 'talk out' or score any additional rounds after this warning.

## Individual Player Penalties

Masters employs a 3-warning system for managing player behaviour and conduct. If a player is deemed by the organisers to have broken any of the following rules (or time management issues) they will be immediately subject to one of the following penalties. The application of a particular penalty is dependent upon the nature of the infraction and how many times previously the player in question has broken the rules.

### Warning List

1<sup>st</sup> OFFICIAL WARNING: No penalty to their individual score

2<sup>nd</sup> OFFICIAL WARNING: -45pts to their individual score for that game

3<sup>rd</sup> OFFICIAL WARNING: -90pts to their individual score for that game.

Any further warnings will see an immediate expulsion from the event. Warnings are cumulative across the whole event.

Take note that the organisers main concern is always that games are completed naturally within the round time allocated. This of course depends on the transgression but normally the focus should always lie on games to be played even if certain penalties will apply.

A list of offenses follows below:

## Agreeing a Result

It has come to our attention that some games were not played to competition at prior events but that certain players simply 'agreed' on the final score without the game being completed. This is unacceptable and may have unfairly affected final positioning of other teams. To ensure the integrity of the tournament, any player(s) that are caught doing this will automatically receive an official warning for the round in question. Players should complete the round following the core rules (ie you must complete any compulsory actions) and should the 15 minute warning be issued, no further battle rounds may be scored.

## Dice-, Movement- or Rules-Cheating

Any instances of the following, or anything else within similar confines, that is witnessed by a referee and/or an impartial bystander (i.e. a person not associated in any way with either player) and deemed as deliberate cheating will result in an immediate penalty:

Rules cheating - forgetting core rules for your OWN army and models will all result in an instant official warning.

Movement cheating - moving too far, pushing models outside of their regular movement allowance will result in an instant official warning.

Dice cheating - loaded dice, incorrectly counting the number of passed or failed rolls, changing the value of dice rolled will immediately incur an official warning.

*A note on dice etiquette: in regards to dice policy and "cocked dice", "dice that land on top of each other" or in terrain and such, note that the following applies: dice rolls will only count when the bottom of the dice surface is entirely touching the table or game-mat surface and is flat. Re-roll cocked or stacked dice when the event occurs, and re-roll any dice that land in terrain or on anything other than the flat table (mat) surface. The use of dice-trays is authorised. When using GW faction dice, or any batch of custom dice, players need to ENSURE their dice pips (essentially the number on the dice) can EASILY be distinguished from across the table by their opponent. We encourage players to bring generic dice for speed and ease of play as a back up to any faction/fancy dice.*

*The use of dice rolling apps is a contentious issue with many players having issue with how the results may be generated and the perceived implications of random number generators and how they operate within the confines of any given app. After speaking with a number of international event organisers around the use of various apps as well as the developers of several app options, we have decided that the use of Dice Apps will not be allowed. This decision will be reviewed as more information becomes available to us on various apps for future events.*

### **Poor Sportsmanship or Negative/Aggressive Attitude**

Any player deemed by a referee to be acting in any manner not in-line with the expectations of friendly but competitive gaming will incur an immediate official warning. As a community we all believe that the game to be played in a friendly but competitive manner. Failure to uphold this belief will be met with immediate reprimand. Please note the players pack may also include additional penalties in this area up to and including immediate ejection from the event.

A few examples to make it clear:

A player forgets to bring in his reserves, and his opponent objects to this when the player remembers later in the turn during any given phase. It is BOTH players' responsibility to ensure mandatory things that happen in the game take place. It is customary to ask your opponent at the end of his movement phase if he is sure he does not want to bring any reserves on before moving on to the next phase – using 'gotcha' tactics is not acceptable.

A player forgets to announce he will use a certain rule, ability, stratagem, or war gear at the start of the turn or phase and remembers later in the turn or phase. It is OK as an opponent to disallow the use of said rule or item, but let it be known that we strongly discourage such behaviour and encourage players to work together rather than against each other.

### **ORGANISERS DISCRETION**

We, the organisers, reserve the right to make amendments and appropriate decisions when we deem necessary. All decisions will be final, and no discussion will be entered into during the event. Any further argument may result in additional penalties.

## Terrain and Terrain Traits

### Common Terrain

- Ruins – area terrain, scalable/breachable/light cover/defensible/obscuring
- Craters – area terrain, light cover/difficult ground
- Shipping/Armoured containers – Obstacle, Light cover/Scalable/exposed
- Barricades/fuel pipes – Obstacle, Defence line/light cover/heavy cover/defensible/unstable/difficult ground
- Woods/forest/deathworld – area terrain, dense/breachable/defensible/difficult
- Debris – obstacle, exposed
- Industrial or Admech structures – area terrain, scalable/breachable/dense/defensible
- Statues – obstacle, light cover/unstable/inspiring (all factions)
- Ruined walls – obstacle, defence line/breachable/dense/defensible/unstable

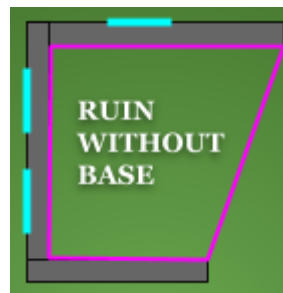
You may encounter 'intact' buildings – often MDF – with solid walls and a roof. These models should be treated as Ruins (see above) with the caveat that you may not end a move 'inside' the terrain feature regardless of the breachable keyword. You may move through them using breachable but must clear both sides in the move.

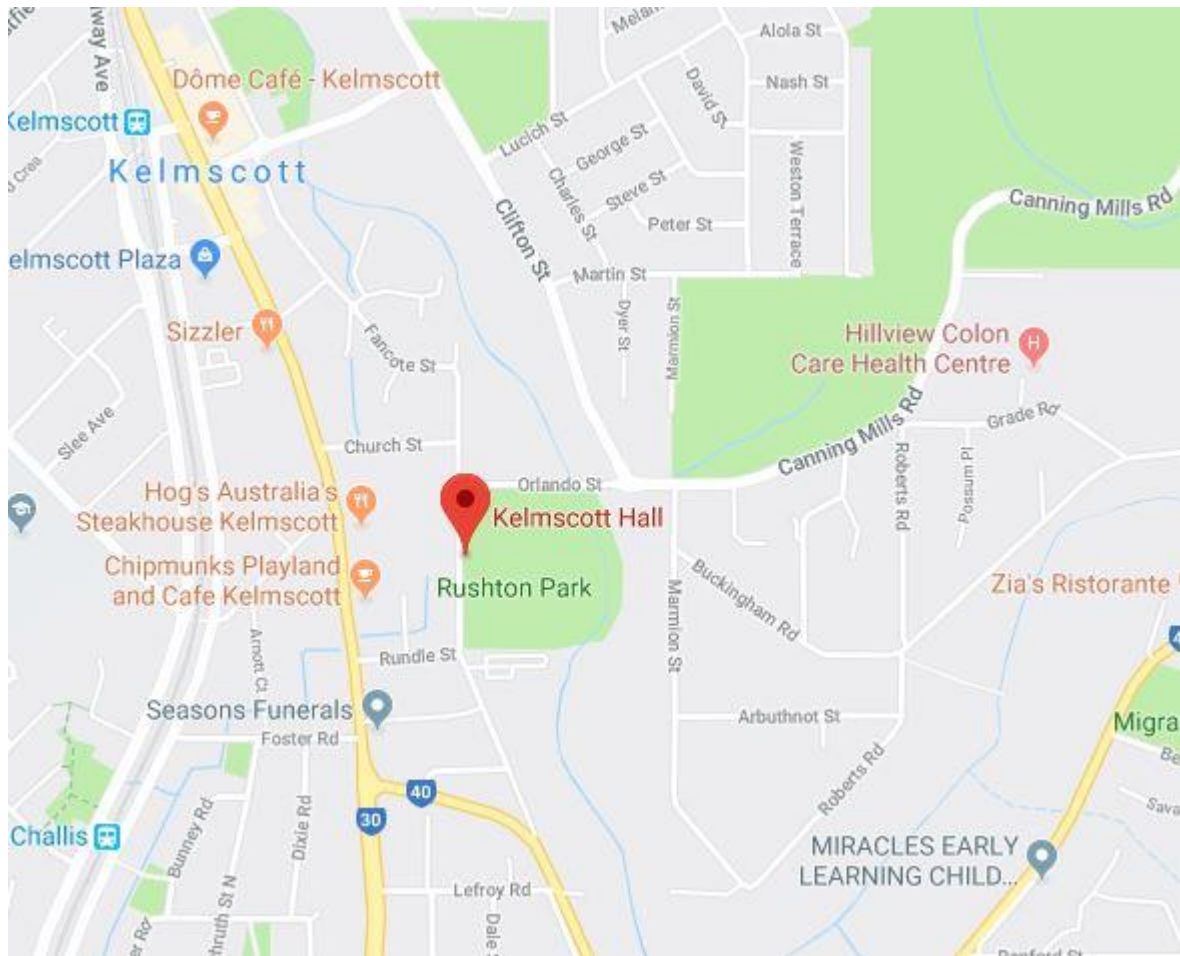
You may encounter a piece of terrain that is more commonly used as a fortification. These include (but are not limited too) Bastions, Sky Shields, Fortress of Redemption, Aquilla Strongpoint, etc. The model(s) will be treated as follows regardless of the actual fortification piece in question

- Obstacle, Light Cover, Heavy Cover, Scalable

### Ruins

While we update the terrain for 9<sup>th</sup> edition, we must determine the footprint of the area terrain. Simply draw an imaginary line between the 2 open ends of the terrain walls to determine the footprint. In the below example (where the grey is walls, the blue is windows) – the footprint of the building is shown in purple. This means touching the outside of the walls will NOT mean you are on or within the ruins.







## Minimum Painting Standard – Battle Ready Example



### What is Battle Ready?

If a model is Battle Ready, it means it's ready to game with. Battle Ready models have their main areas coloured and a simple finish on their bases. This finish can be achieved quickly and easily by all hobbyists using contrast paints or simple base colours with minimal finishing. You can find the full explanation of the Battle Ready Standard here - <https://www.warhammer-community.com/2019/05/21/introducing-battle-readygw-homepage-post-1fw-homepage-post-1/>